

Screensaver Lock

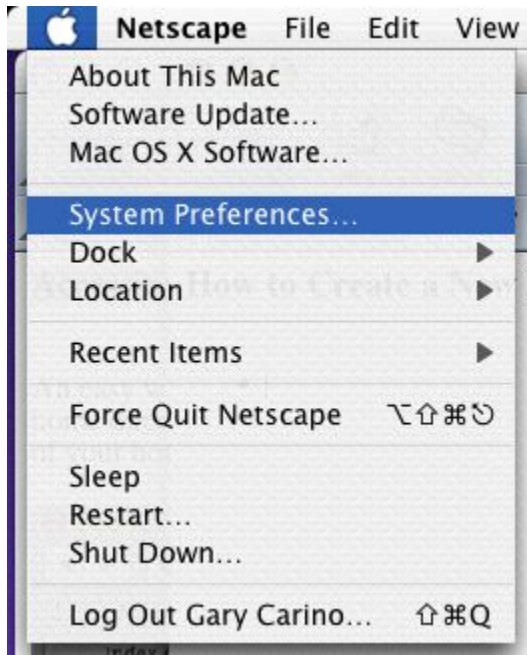
Hieu Tran updated January 12, 2012 at 4:03 PM

Questions Addressed

- How do I enable a screensaver? How do I enable a screensaver?
- How do I password protect my computer when the screensaver starts? How do I password protect my computer when the screensaver starts?

To Enable a Screen Saver :

A. Open System Preferences.

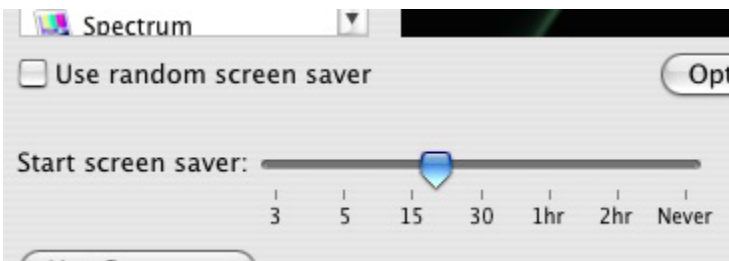


B. Bring up "Desktop & Screen Saver."

C. Click the Screen Saver tab on top.



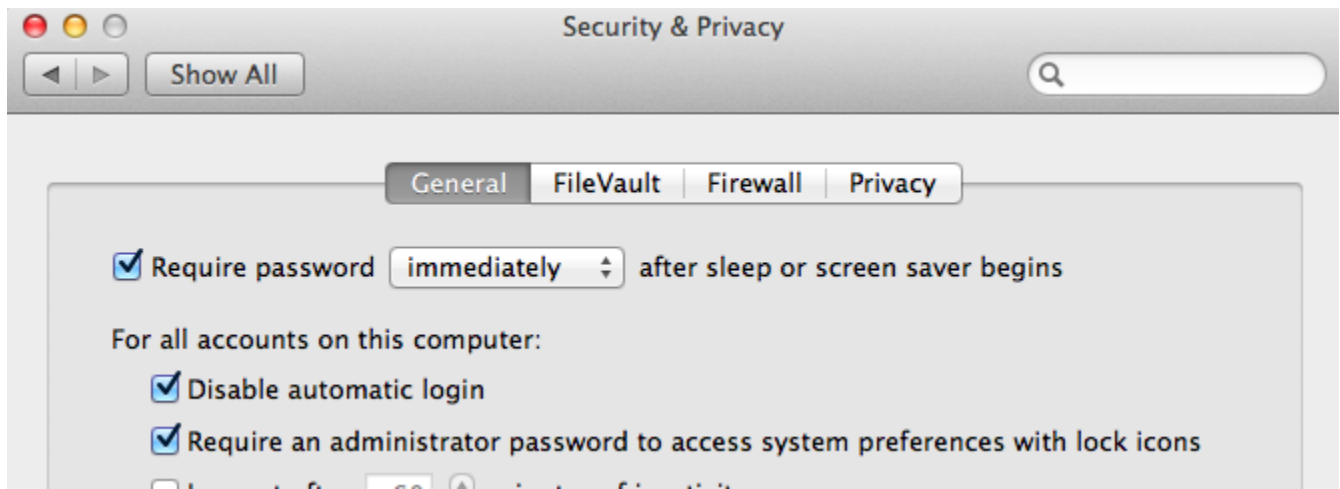
D. Then slide the "Start screen saver" setting away from "Never", to your preferred delay time:



To Enable Screen Lock :

A. Open the "Security" pane in System Preferences.

B. Check the first box, next to where it says "Require password to wake this computer from sleep or screen saver."



If you need further assistance, please [contact IGPP Net Ops](#).