

Adding Items to All Users Start Menu

Adding Items to All Users' Start Menu

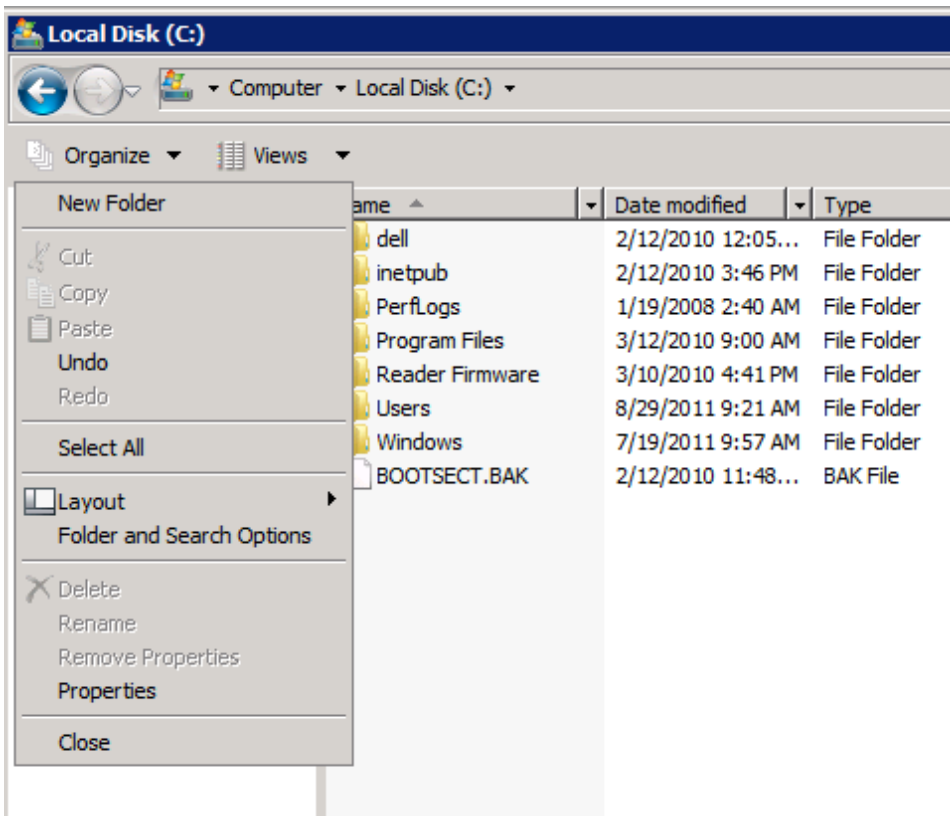
Conrad McGarry updated July 21, 2014 at 1:32 PM

Questions Addressed

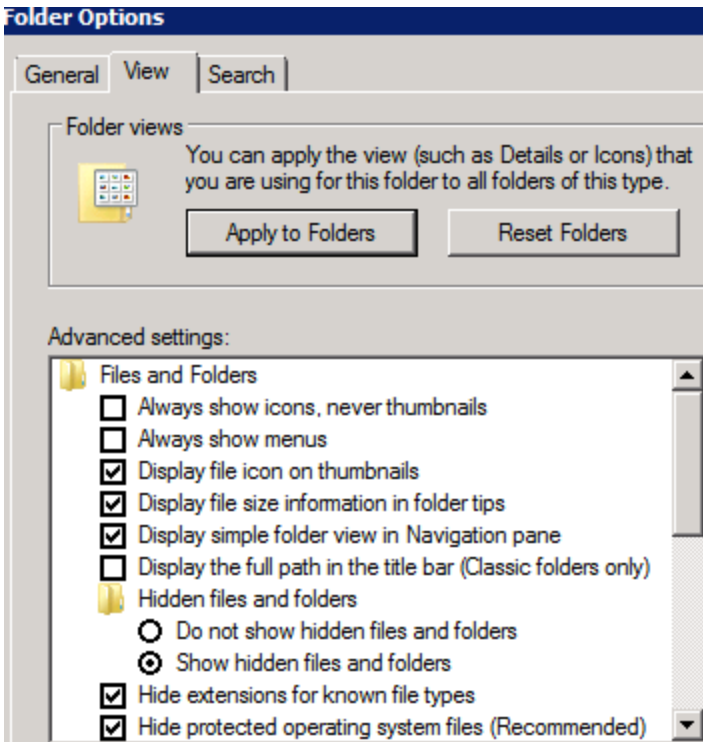
- How do I add an item to the start menu for every user? How do I add an item to the start menu for every user?

Windows Server 2008/Windows 7

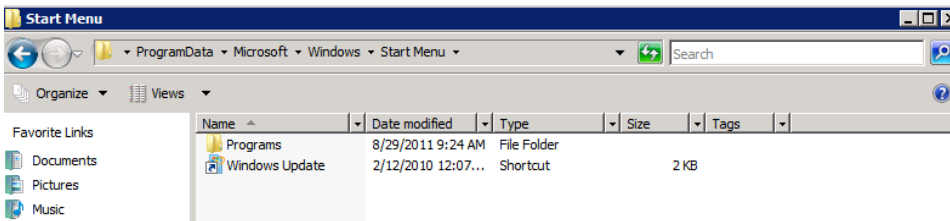
1. Open the **Local Disk** from **My Computer**. (Is usually but not always labeled C:)
2. From the upper left of the window click on **Organize** and then select **Folder and Search Options**.



3. Select the **View** tab and then select the radio button next to **Show hidden files and folder**.



4. Click **OK**.
5. Navigate to **ProgramData>Microsoft>Windows>Start Menu** .



6. Add desired items (shortcut, url shortcut, batch file, etc...).

Windows XP

1. Open the **Local Disk** from **My Computer**. (Is usually but not always labeled C:.)
2. Navigate to **Documents and Settings>All Users>Start Menu**
3. Add desired items (shortcut, url shortcut, batch file, etc...).